

MINUTES OF THE PUBLIC TEST AND INSPECTION FOR THE PRIMARY ELECTION CONDUCTED BY THE COUNTY COMMISSION OF KANAWHA COUNTY, WEST VIRGINIA, HELD AT THE VOTER WAREHOUSE LOCATED AT 900 CHRISTOPHER STREET AND THE VOTER REGISTRATION OFFICE LOCATED AT 415 QUARRIER STREET, CHARLESTON, WEST VIRGINIA ON THE 5th DAY OF MAY, 2026 FOR THE MAY 12, 2026 PRIMARY ELECTION.

The County Commission of Kanawha County, West Virginia, convened at 2:00 p.m. on May 5, 2026, at the Voter Registration Warehouse located at 900 Christopher Street, Charleston, West Virginia, and the Voter Registration Office located at 415 Quarrier Street, Charleston, West Virginia for the Public Test and Inspection for the May 12, 2026 Primary Election.

Present in person were Ben Salango, President, Lance Wheeler, Commissioner, Natalie Tennant, Commissioner, Jeremy Young, County Manager, Kim Fleck, Deputy County Manager, Marc Slotnick, County Attorney, Christopher Settles, Deputy County Attorney, Vera McCormick, County Clerk, Greg Jones Jr with the Clerk's office, Leslie Koepsel, Office Manager, Megan Bsharah, Public Information Officer, Jacob Hively, Democrat Ballot Commissioner, and Carol Miley, Republican Ballot Commissioner.

The County Commission held a Public Inspection at 2:06 p.m. During this session, Precinct 326 was chosen to test the ballots using the new DS 300 machine. Greg Jones Jr. demonstrated how the DS 300 counts the ballots. He printed a test strip to confirm that the machine is set to zero. Once a ballot is fed through the machine, it is stored in the DS 300's locked bottom compartment until the end of election day. Vera McCormick stated that poll workers do not touch the locked box. Commissioner Wheeler suggested that each ballot commissioner cast the test vote. Greg Jones, Jr. stated that every single DS 300 has a test strip printed on top, ensuring it is balanced to zero.

At 2:21pm the Commissioners signed the test. At 2:25pm, the locks were installed at Christopher Street and will remain locked until the machines are moved to the correct precincts for Election Day.


The public test continued at the Voter Registration location at 2:43 PM. Mrs. McCormick ran a report showing zero totals and is now going to run the test deck. At 3:19pm, the test deck was complete and signed by the Commissioners, Ballot Commissioners, and the County Clerk.

Commissioner Salango asked Clerk McCormick and Marc Slotnick if both were satisfied with the test. Both said yes.


Commissioner Wheeler moved to approve the Public Test. Commissioner Tennant seconded. Motion carried.

Upon completion, the Tabulator Machine was secured. At 3:25pm the door to the tabulating room was locked and will remain locked until Election Day.

The foregoing minutes are approved on this 18th day of May 2026.



BEN SALANGO, PRESIDENT



LANCE WHEELER, COMMISSIONER



NATALIE TENNANT, COMMISSIONER




MARC J. SLOTNICK, COUNTY ATTORNEY


STATEWIDE PRIMARY ELECTION
MAY 12, 2026
PUBLIC INSPECTION

3-4A-13

WE, THE UNDERSIGNED, DO CERTIFY THAT THE EQUIPMENT AND
SUPPLIES TO BE USED FOR THE STATEWIDE PRIMARY ELECTION,
WAS TESTED AND FOUND FREE FROM ERROR.




COMMISSIONER



COMMISSIONER



COMMISSIONER



CLERK



BALLOT COMMISSIONER



BALLOT COMMISSIONER


DATE: MAY 5, 2026

STATEWIDE PRIMARY ELECTION


PUBLIC TEST

3-4A-13

WE, THE UNDERSIGNED, DO CERTIFY THAT THE ERM PROGRAM AND THE DS300 TABULATOR TO BE USED FOR THE STATEWIDE PRIMARY ELECTION, MAY 12, 2026, WAS TESTED AND FOUND FREE FROM ERROR.




COMMISSIONER



COMMISSIONER



COMMISSIONER



CLERK



BALLOT COMMISSIONER



BALLOT COMMISSIONER

DATE: MAY 5, 2026

Summary Results Report
 Primary Election
 May 12, 2026

UNOFFICIAL RESULTS

Kanawha County, WV

Statistics

	TOTAL	Election Day	Early Vote	Absentee	Canvass
Election Day Precincts Reporting	0 of 183	0	0	0	0
Registered Voters - Total	119,863				
Registered Voters - REPUBLICAN	44,624				
Registered Voters - DEMOCRATIC	40,178				
Registered Voters - NONPARTISAN	35,061				
Ballots Cast - Total	0	0	0	0	0
Ballots Cast - REPUBLICAN	0	0	0	0	0
Ballots Cast - DEMOCRATIC	0	0	0	0	0
Ballots Cast - NONPARTISAN	0	0	0	0	0
Voter Turnout - Total	0.00%				
Voter Turnout - REPUBLICAN	0.00%				
Voter Turnout - DEMOCRATIC	0.00%				
Voter Turnout - NONPARTISAN	0.00%				

REP FOR U.S. SENATOR

Vote For 1

	TOTAL	VOTE %	Election Day	Early Vote	Absentee	Canvass
JANET McNULTY	0		0	0	0	0
ALEXANDER GAASERUD	0		0	0	0	0
SHELLEY MOORE CAPITO	0		0	0	0	0
BRYAN McKINNEY	0		0	0	0	0
DAVID PURKEY	0		0	0	0	0
TOM WILLIS	0		0	0	0	0
Total Votes Cast	0		0	0	0	0

REP FOR U.S. HOUSE OF REPRESENTATIVES 1ST DIST

Vote For 1

	TOTAL	VOTE %	Election Day	Early Vote	Absentee	Canvass
LARRY JACKSON	0		0	0	0	0
CAROL MILLER	0		0	0	0	0
Total Votes Cast	0		0	0	0	0

REP FOR STATE SENATOR 7TH DISTRICT

Vote For 1

	TOTAL	VOTE %	Election Day	Early Vote	Absentee	Canvass
ZACK MAYNARD	0		0	0	0	0
Total Votes Cast	0		0	0	0	0

REP FOR STATE SENATOR 8TH DISTRICT

Vote For 1

	TOTAL	VOTE %	Election Day	Early Vote	Absentee	Canvass
T. KEVAN BARTLETT	0		0	0	0	0
LANCE WHEELER	0		0	0	0	0
STEVEN CARDER ESHENAU	0		0	0	0	0
Total Votes Cast	0		0	0	0	0

Summary Results Report
 Primary Election
 May 12, 2026

UNOFFICIAL RESULTS

Kanawha County, WV

Statistics

	TOTAL	Election Day	Early Vote	Absentee	Canvass
Election Day Precincts Reporting	0 of 183	0	0	0	0
Registered Voters - Total	119,863				
Registered Voters - REPUBLICAN	44,624				
Registered Voters - DEMOCRATIC	40,178				
Registered Voters - NONPARTISAN	35,061				
Ballots Cast - Total	404	0	202	202	0
Ballots Cast - REPUBLICAN	160	0	80	80	0
Ballots Cast - DEMOCRATIC	224	0	112	112	0
Ballots Cast - NONPARTISAN	20	0	10	10	0
Voter Turnout - Total	0.34%				
Voter Turnout - REPUBLICAN	0.36%				
Voter Turnout - DEMOCRATIC	0.56%				
Voter Turnout - NONPARTISAN	0.06%				

REP FOR U.S. SENATOR

Vote For 1

	TOTAL	VOTE %	Election Day	Early Vote	Absentee	Canvass
JANET McNULTY	4	12.50%	0	2	2	0
ALEXANDER GAASERUD	4	12.50%	0	2	2	0
SHELLEY MOORE CAPITO	4	12.50%	0	2	2	0
BRYAN MCKINNEY	4	12.50%	0	2	2	0
DAVID PURKEY	8	25.00%	0	4	4	0
TOM WILLIS	8	25.00%	0	4	4	0
Total Votes Cast	32	100.00%	0	16	16	0

REP FOR U.S. HOUSE OF REPRESENTATIVES 1ST DIST

Vote For 1

	TOTAL	VOTE %	Election Day	Early Vote	Absentee	Canvass
LARRY JACKSON	8	50.00%	0	4	4	0
CAROL MILLER	8	50.00%	0	4	4	0
Total Votes Cast	16	100.00%	0	8	8	0

REP FOR STATE SENATOR 7TH DISTRICT

Vote For 1

	TOTAL	VOTE %	Election Day	Early Vote	Absentee	Canvass
ZACK MAYNARD	8	100.00%	0	4	4	0
Total Votes Cast	8	100.00%	0	4	4	0

REP FOR STATE SENATOR 8TH DISTRICT

Vote For 1

	TOTAL	VOTE %	Election Day	Early Vote	Absentee	Canvass
T. KEVAN BARTLETT	4	33.33%	0	2	2	0
LANCE WHEELER	4	33.33%	0	2	2	0
STEVEN CARDER ESHENAU	4	33.33%	0	2	2	0
Total Votes Cast	12	100.00%	0	6	6	0